





What does the *Gradual Release of Responsibility Model* look and sound like?

Research shows that optimal learning is achieved when teachers use the *Gradual Release of Responsibility Model* of instruction.

Teaching Phase	Teacher Behavior	Learner Behavior
Demonstration 	<ul style="list-style-type: none"> Initiates Models Explains Thinks aloud Shows “how to do it” 	<ul style="list-style-type: none"> Listens Observes May participate on a limited basis
Guided Practice 	<ul style="list-style-type: none"> Demonstrates Leads Suggests Explains Responds Acknowledges 	<ul style="list-style-type: none"> Listens Interacts Questions Collaborates Responds Tries out Approximates Participates

TEACHER HANDS OVER RESPONSIBILITY

Teaching Phase	Learner Behavior	Teacher Behavior
Independent Practice 	<ul style="list-style-type: none"> Applies learning Takes charge Practices Problem solves Approximates Self-corrects 	<ul style="list-style-type: none"> Scaffolds Validates Teaches as needed Evaluates Observes Encourages Clarifies Confirms Coaches
Application 	<ul style="list-style-type: none"> Initiates Self-monitors Self-directs Applies learning Problem solves Confirms Self-evaluates 	<ul style="list-style-type: none"> Affirms Assists as needed Responds Acknowledges Evaluates Sets goals

*Source: Routman, R. (2003). *Reading essentials*. Portsmouth, NH: Heinemann.